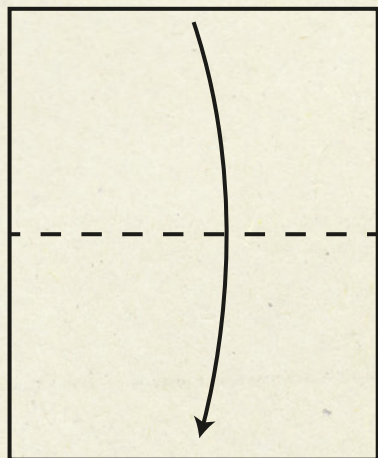


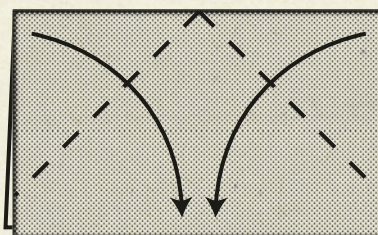
How To Make A Paper Hat

1.



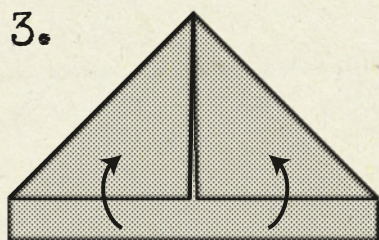
Fold a sheet of paper in half

2.



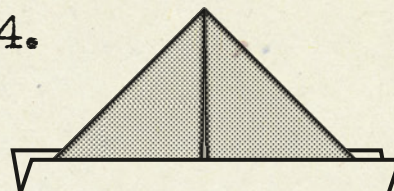
Fold the top corners down to the middle

3.




Fold up the top lower edge

4.



Turn over and fold up the other lower edge

5.



Ta-da. A 6 7/8 classic bowler
(final hats may vary)